



STRATEGIC PLANNING 2.0
INPUT SURVEY RECAP
Sept. 25, 2016

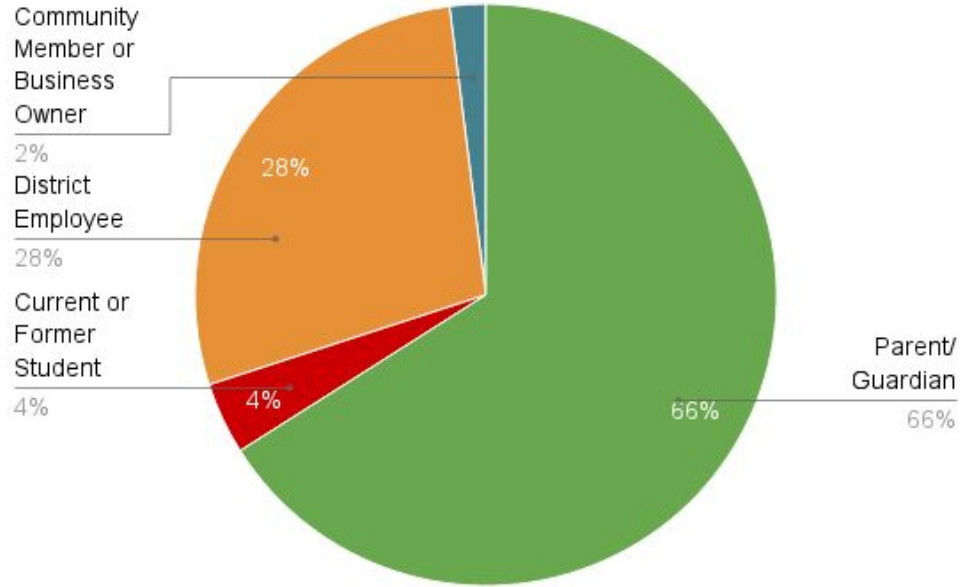


**“We all need people
who will give us feedback.
That’s how we improve.”**

Bill Gates



Q1 What best describes your role in the district?

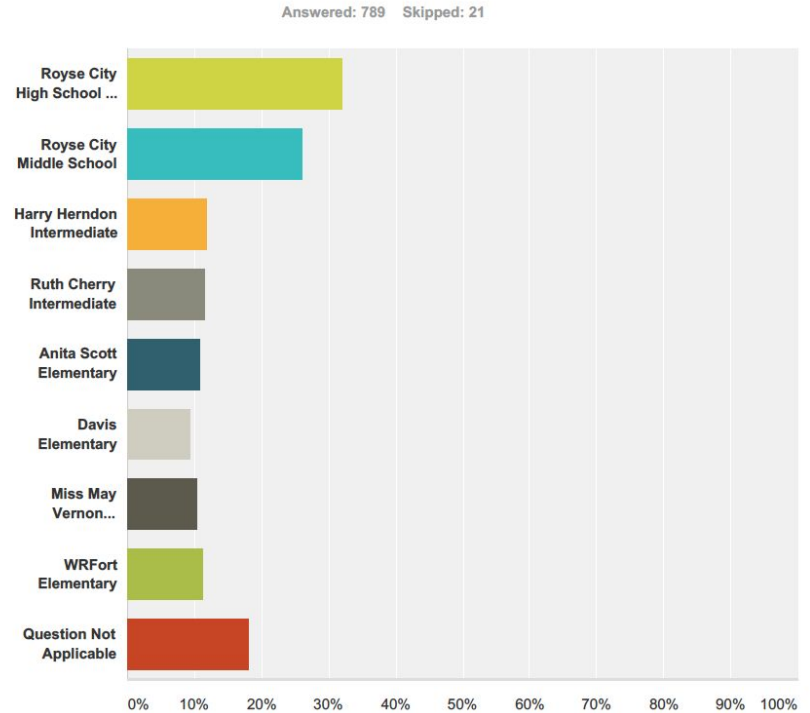


804 Responses



Q2

If you have a child currently attending RCISD, please indicate which campus they attend select multiple if needed.

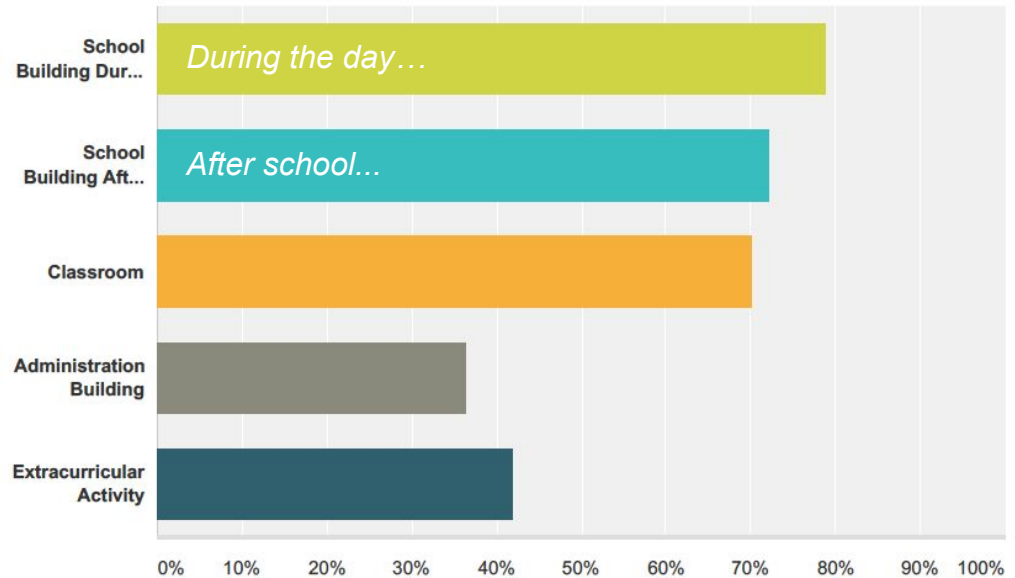




Q3

In the past 6 months, have you been in a Royse City ISD building/and or classroom?
(check all that apply)

Answered: 793 Skipped: 17

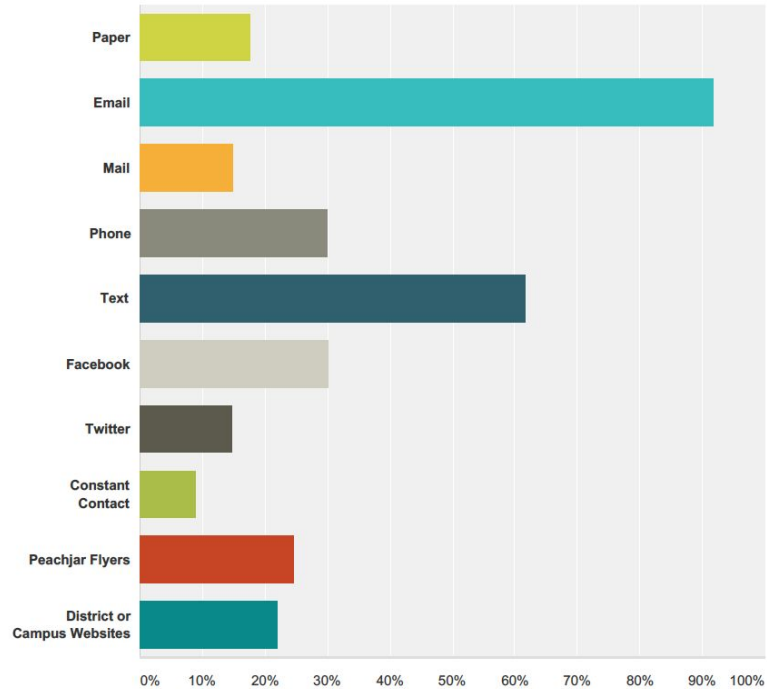




Answered: 807 Skipped: 3

Q4

How to prefer for RCISD to communicate with you?
(check all that apply)





TELL US HOW WE ARE DOING

www.rcisd.org



Q5 Please rate RCISD in these areas:

	Poor	Fair	Good	Excellent	N/A
Career Preparation	3%	13%	41%	22%	19%
College Preparation	3%	16%	37%	18%	25%
Customer Service on Campus	4%	13%	42%	37%	3%
District's Reputation	3%	14%	47%	34%	2%
Extracurricular Programs	2%	12%	46%	31%	8%
Fine Arts Programs	1%	11%	35%	40%	12%
Knowledge Level of RCISD Employees about Activities of the District	3%	14%	46%	24%	12%
Partnerships with the Community	3%	12%	44%	33%	7%



Q6 Please rate RCISD's quality of programming for the following groups.

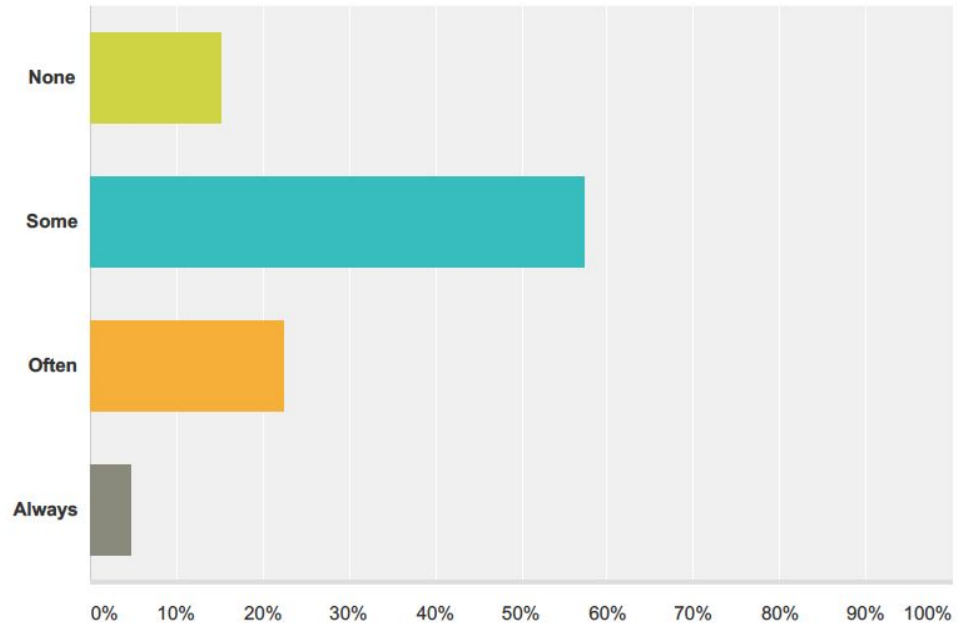
	Poor	Fair	Good	Excellent	N/A
Academically Advanced Students	3%	12%	43%	25%	17%
General Student Population	3%	13%	57%	24%	3%
Students Who Need Additional Support or SPED	6%	16%	36%	18%	23%
Students in the ESL and Bilingual Programs	3%	10%	27%	13%	46%



Q7

The state of Texas requires all public school students to take STAAR assessments to measure their academic progress. RCISD is required to administer these exams. What level of STAAR emphasis is appropriate during the school year?

Answered: 804 Skipped: 6





Q8 What of these things are important to you in RCISD? (check all that apply)

Answer Choices	Responses	
ACT/SAT Preparation	61.94%	498
Advanced Placement Offerings	48.13%	387
Before & After School Clubs	43.03%	346
Bilingualism	18.28%	147
Career Readiness	65.80%	529
College Readiness	82.21%	661
Dual Credit Offerings	57.59%	463
Extracurricular Opportunities (athletics, FFA, organizations, etc.)	69.15%	556
Elective Offerings	46.77%	376
Fine Arts Opportunities (music, choir, theater, art, etc.)	59.45%	478
Foreign Language Classes	36.94%	297
Gifted/Talented Programs	44.65%	359
Low Class Sizes	77.61%	624
Local Community Partnerships	35.20%	283
Physical Education & Wellness	51.74%	416
Special Education Programs	37.94%	305
STAAR/EOC Preparation	22.01%	177
STEAM Opportunities (Science, Technology, Engineering, Arts, Math)	55.85%	449
Technology Use in Classrooms	63.56%	511
Tutoring & Homework Support	55.60%	447

TOP TEN

1. College Readiness **82.2%**
2. Low Class Sizes **77.6%**
3. Extracurricular Opportunities **69.2%**
4. Career Readiness **65.8%**
5. Technology Use in Classrooms **63.6%**
6. ACT/SAT Preparation **61.9%**
7. Fine Arts Opportunities **59.5%**
8. Dual Credit Opportunities **57.6%**
9. STEAM Opportunities **55.8%**
10. Tutoring & Homework Support **55.6%**



How was the survey promoted?

Website Article

Dedicated Strategic Planning 2.0 Webpage

Included in 2 Parent Constant Contact Newsletters

Emailed Directly to District Staff Twice

Published on Social Media Accounts Multiple Times

Promoted by Individual Campuses

Distributed by Royse City Chamber of Commerce